


# SMOKE & CO COMBO ALARM

SMK-CO-9120B



## SEPARATE SMOKE & CO

Combination alarm detects both dangers and eliminates the need for two electrical boxes.

## DUAL IONIZATION

Dual Ionization sensing chamber. Generally more effective at detecting small particles produced by flaming fires. Sources may include paper or kitchen grease.

## LATCHING ALARM INDICATOR

Remembers which unit initiated an alarm.

## INTELLEGET SENSING TECHNOLOGY

Microprocessor controlled to reduce the number nuisance alarms.

## SINGLE BUTTON TEST/SILENCE

One touch button combines both features

## TWO LOCKING FEATURES

Pins are provided to lock battery drawer and/ or alarm to base. Great for apartment, dormitory or hotel applications where unauthorized removal of battery or alarm is not desired.



120V AC/DC, 60Hz

Wire-in with 9V Battery Backup

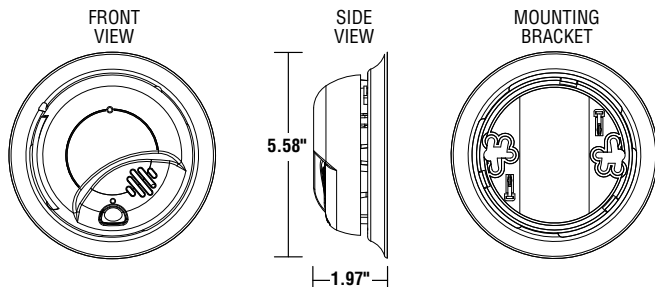
Description:

The **SMK-CO-9120B** is a wire-in, 120 VAC 60Hz single and / or multiple station smoke and carbon monoxide alarm specifically designed for residential and institutional applications including sleeping rooms of hospitals, hotels, motels, dormitories and other multi-family dwellings as defined in standard NFPA 101 Model SC9120B complies with UL217, UL2034, CSFM, NFPA 72, NFPA 720, HUD, FHA and other agencies that model their codes after the above agencies. They meet building codes where AC/DC smoke and carbon monoxide alarms are required either separately or in combination. The alarms are interconnectable up to 18 devices, of which 12 can be smoke alarms.

The **SMK-CO-2120B** features a dual ionization smoke sensing chamber - screened for insect protection and a carbon monoxide sensor, an 85dB horn, 9V battery back-up and a "silence" feature. The "Intelligent SensingTechnology" system is designed to reduce nuisance alarms. "Latching Alarm Indication" remembers which unit initiated an alarm. When interconnected in a series, the unit that triggered the alarm rapidly flashes its red LED indicator. After the alarm condition subsides, the initiating unit will store in memory or "latch" the information and begin to flash the Red LED indicator 2 seconds on, 2 seconds off. The "Perfect Mount" system features a gasketless base and a mounting bracket that keeps the alarm secure over a wide rotation range to allow for true alignment. This will allow fine-tuning on the positioning to compensate for out of aligned wall studs and to keep the wording level when wall mounting. A Single button test/silence button eliminates confusion. Depending on what mode the alarm is in, pushing the button will test, silence, re-test the alarm when in silence and clear the latching feature. Battery installation and removal can occur while the unit is mounted to the ceiling or wall via the side load battery compartment. Other Contractor Preferred features include a dust cover to keep alarm clean during construction, keyhole slots in the mounting bracket eliminate the need to remove the electrical box screws for installation. Two locking features are provided to prevent battery theft and/or theft of the unit. Connection to AC power is made with a "Quick-Connect" wiring harness. Installation is quick, easy and cost effective.



# SMK-CO-9120B



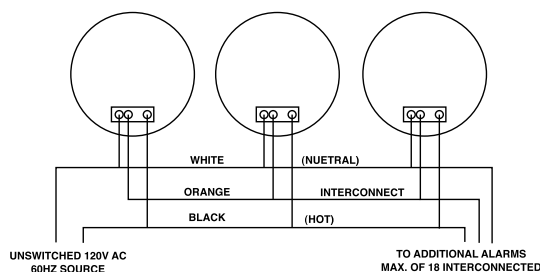
## ARCHITECTURAL AND ENGINEERING SPEC

The combination smoke & carbon monoxide alarm shall be **SMK-CO-2010** shall provide at a minimum the following features and functions:

1. A permanently installed carbon monoxide sensor and a dual ionization smoke sensor.
2. Powered by 120V AC, 60Hz and have a monitored 9V battery backup. In battery backup mode, the battery must last for 8 hours minimum in standby and then 12 hours minimum in alarm.
3. A visual LED (green) power-on indicator to confirm unit is receiving AC power and a (green intermittent) indicator to confirm unit has switched to battery backup mode. A red LED to indicate when in smoke alarm and another red LED to indicate when in CO alarm.
4. The CO sensor is adjusted not to detect CO levels below 30 PPM and will not alarm when exposed to constant levels of 30 PPM for 30 days. It will alarm at the following levels: 400 PPM CO between 4 and 15 minutes, 150 PPM CO between 10 and 50 minutes and 70 PPM CO between 60 and 240 minutes.
5. A test/silence button to check all alarm functions and to silence any nuisance alarms. In addition, the unit shall have a low battery silence feature to quiet the low battery chirp for up to eight hours.
6. The unit shall perform self diagnostic tests every second and issue a malfunction warning (three rapid chirps) if the unit malfunctions.
7. A solid state piezo horn rated at 85dB at 10 feet that provides a repeating horn pattern. Smoke Alarm: 3 beeps, pause, 3 beeps, pause; CO Alarm: 4 rapid beeps, pause, 4 rapid beeps, pause.
8. The unit shall be capable of operating between 40 degrees F (4 degrees C) and 100 degrees F (38 degrees C) and relative humidity between 10% and 95%.
9. The unit shall center mount to any standard electrical junction box up to 4 inch diagonal without screw removal. Larger boxes may require an adapter plate.
10. The unit shall have an optional locking mechanism to deter theft of battery and/or theft of the unit.
11. The unit shall have a plug in connector and be capable of interconnection of up to 18 alarms.
12. The unit shall have a gasketless base for easy installation and be capable of keeping alarm secure over a wide rotation range to allow for true alarm alignment.
13. The unit shall at a minimum meet the requirements of UL217 and UL2034, CSFM, NFPA 72 and 720 and the ICC.

## INSTALLATION OF ALARM

Installation of this alarm must conform to all national and local codes and Article 760 of the National Electrical Code. Interconnected units must meet the following requirements: Total length of wire interconnecting units should be less than 1000 feet, be #18 gauge or larger and be rated at least 300V. It is recommended that all units be on the same fuse or circuit breaker. If local codes do not permit, be sure the neutral wire is common to both phases. Only those BRK Electronics catalog numbers listed in the "Technical Specs" section under "Interconnection" may be connected to these smoke alarms.



## TECHNICAL SPECS:

Alarm Dimensions:	5.58" dia x 1.97"H
Weight:	8.5 oz
Operating Voltage:	120V AC 60Hz pure sine wave w/9V battery backup
Operating Current:	.09 amps (standby/alarm)
Temperature Range:	40 degrees F (4 degrees C) to 100 degrees F (38 degrees C)
Humidity Range:	10% to 95% relative humidity (RH)
Audio Alarm:	85dB at 10 feet
Test/Silence:	Electronically simulates a smoke or carbon monoxide condition, causing the unit to alarm.
Alarm Reset:	Automatic when Smoke and/or CO clears Press test/silence button to reset manually.
Interconnections:	(see user's manual).
Smoke Sensor:	Dual Ionization CO Sensor Metal Oxide
Indicator Lights:	
AC Power:	Constant Green LED
DC Power:	Intermittent Green LED
Local Alarm:	Red LED flashes rapidly
Remote Alarm:	Red LED out Latching Alarm: Red LED flashes every 5 seconds after local alarm stops
Listing:	UL217 & UL 2034 Standards

## SHIPPING SPECS:

Individual Carton Dimensions:	5.69"L x 2.25"W x 5.59"H
Weight:	.63 lbs.
Cube:	.041 ft <sup>3</sup>
UPC:	0 29054 51306 9
Master Carton Dimensions:	14.43"L X 6.19"W X 12.63"H
Master Pack:	12
Weight:	8.14 lbs.
Cube:	.65 ft <sup>3</sup>
I2of5:	100 29054 51306 6
Pallet Information:	
Cases per Layer:	19
Number of Layers:	3
Cases per Pallet:	57
Cube:	42.2 ft <sup>3</sup>
Weight:	464 lbs.